

Brain Injury Matters 2020 Needs Survey

Feb/March 2020

52

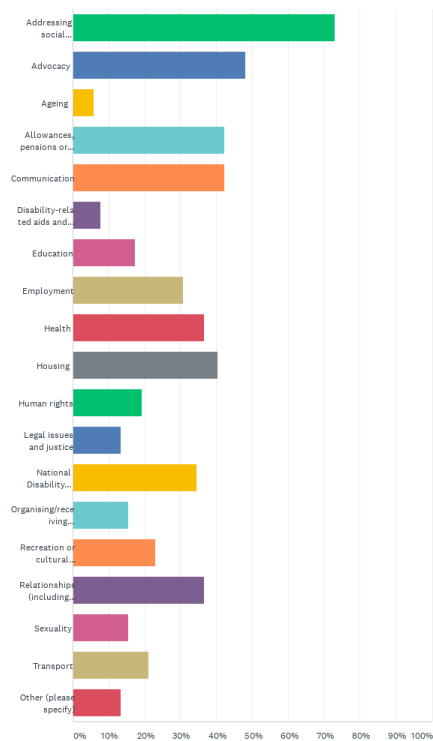
Total Responses

Date Created: Monday, February 03, 2020

Complete Responses: 52

Q1: What are the key support areas that you think are most important to people with an ABI? (Please select up to 5)

Answered: 52 Skipped: 0



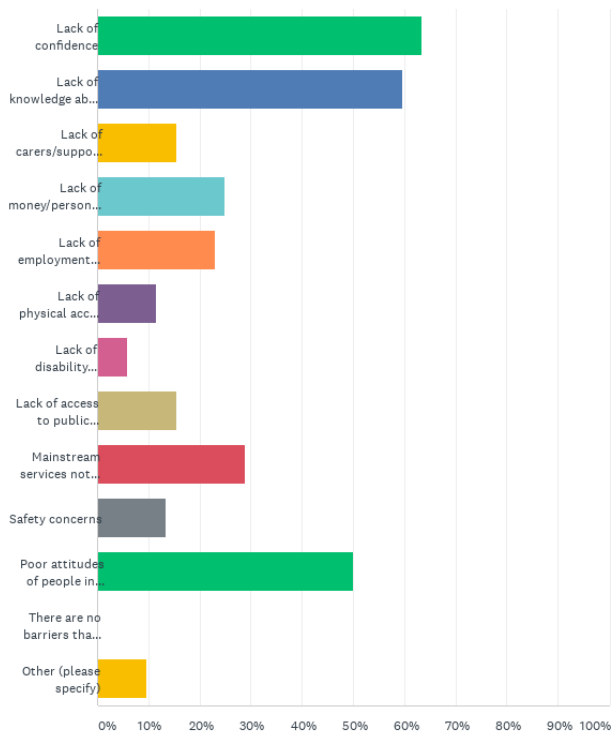
Q1: What are the key support areas that you think are most important to people with an ABI? (Please select up to 5)

Answered: 52 Skipped: 0

ANSWER CHOICES	RESPONSES	
Addressing social isolation	73.08%	38
Advocacy	48.08%	25
Ageing	5.77%	3
Allowances, pensions or other income	42.31%	22
Communication	42.31%	22
Disability-related aids and equipment	7.69%	4
Education	17.31%	9
Employment	30.77%	16
Health	36.54%	19
Housing	40.38%	21
Human rights	19.23%	10
Legal issues and justice	13.46%	7
National Disability Insurance Scheme (NDIS)	34.62%	18
Organising/receiving disability-specific supports (non NDIS)	15.38%	8
Recreation or cultural activities	23.08%	12
Relationships (including family and friends)	36.54%	19
Sexuality	15.38%	8
Transport	21.15%	11
Other (please specify)	13.46%	7
Total Respondents: 52		

Q2. In your experience, what are the main barriers that stop people with brain injury from participating in or contributing to their community? (Please select up to 3)

Answered: 52 Skipped: 0



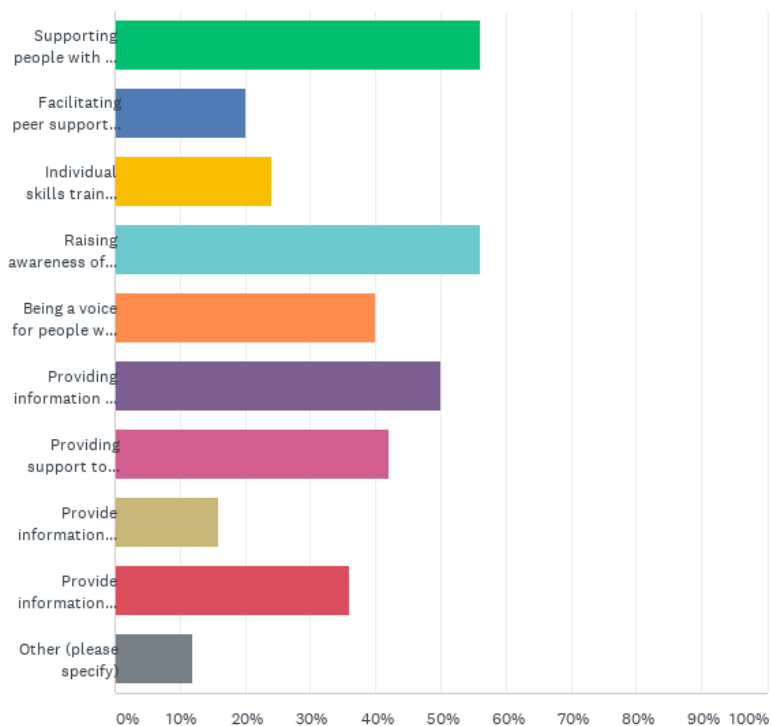
Q2. In your experience, what are the main barriers that stop people with brain injury from participating in or contributing to their community? (Please select up to 3)

Answered: 52 Skipped: 0

ANSWER CHOICES	RESPONSES	
Lack of confidence	63.46%	33
Lack of knowledge about where to find help	59.62%	31
Lack of carers/support workers	15.38%	8
Lack of money/personal income	25.00%	13
Lack of employment opportunities	23.08%	12
Lack of physical access (such as ramps, handrails, tactile markings, poor signage)	11.54%	6
Lack of disability specific supports including equipment	5.77%	3
Lack of access to public transport	15.38%	8
Mainstream services not disability friendly	28.85%	15
Safety concerns	13.46%	7
Poor attitudes of people in the community	50.00%	26
There are no barriers that I am concerned about	0.00%	0
Other (please specify)	9.62%	5
Total Respondents: 52		

Q3: What do you think should be the core focus of the organisation Brain Injury Matters? (Please select up to 3)

Answered: 50 Skipped: 2



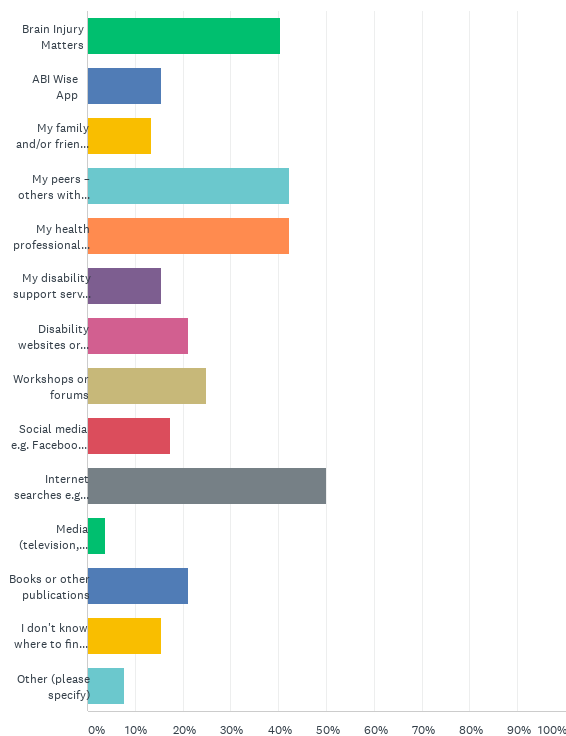
Q3: What do you think should be the core focus of the organisation Brain Injury Matters? (Please select up to 3)

Answered: 50 Skipped: 2

ANSWER CHOICES	RESPONSES	
Supporting people with ABI in their self-advocacy	56.00%	28
Facilitating peer support groups	20.00%	10
Individual skills training for people with ABI	24.00%	12
Raising awareness of ABI in the community	56.00%	28
Being a voice for people with an ABI	40.00%	20
Providing information to people with ABI about available services and supports	50.00%	25
Providing support to reduce the isolation and marginalisation experienced by people living with ABI.	42.00%	21
Provide information about the experience of living with ABI	16.00%	8
Provide information about opportunities for people with ABI to participate in community	36.00%	18
Other (please specify)	12.00%	6
Total Respondents: 50		

Q6: Where do you go to get good information about brain injury?(Please select up to 5 that you find most helpful.)

Answered: 52 Skipped: 0



Q6: Where do you go to get good information about brain injury?(Please select up to 5 that you find most helpful.)

Answered: 52 Skipped: 0

ANSWER CHOICES	RESPONSES	
Brain Injury Matters	40.38%	21
ABI Wise App	15.38%	8
My family and/or friends	13.46%	7
My peers – others with brain injury	42.31%	22
My health professionals (e.g. doctor or neuropsychologist)	42.31%	22
My disability support service provider/s	15.38%	8
Disability websites or newsletters	21.15%	11
Workshops or forums	25.00%	13
Social media e.g. Facebook	17.31%	9
Internet searches e.g. Google	50.00%	26
Media (television, newspapers, radio, news websites)	3.85%	2
Books or other publications	21.15%	11
I don't know where to find good information about brain injury	15.38%	8
Other (please specify)	7.69%	4
Total Respondents: 52		